

WILLIAM PACA BUSINESS CENTER



*This office / warehouse park is
located minutes north of the*

White Marsh business district.

With immediate access to

Interstate 95, William Paca

Business Center is the ideal

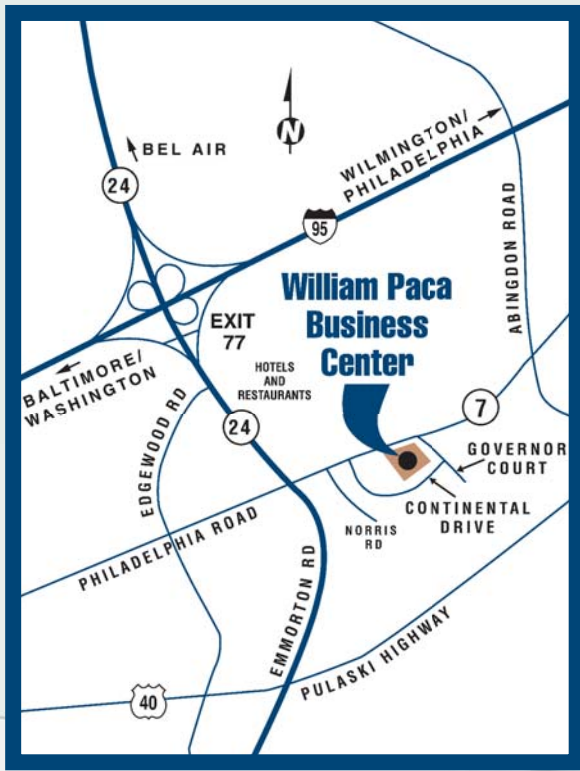
location for firms servicing the

Baltimore, Philadelphia,

Wilmington and Washington,

D.C. markets.





Standard Features

Location

A. 1301 Continental Drive
 B. 1304 Governor Court
 Harford County
 Abingdon, Maryland 21041

Building Sizes

Building A: 27,000 sq. ft.
 Building B: 38,400 sq. ft.
 Total Project: 65,400 sq. ft.

Bay Sizes

1,800 sq. ft.
 2,700 sq. ft.
 3,600 sq. ft.

Ceiling Height

A: 15' - 17'
 B: 18' - 21'

Lot Size

4.2 Acres

Zoning

GI

Use

Office/Warehouse

Construction

Masonry Block with
 Brick Veneer

Loading

Dock and Drive-In

Heat

Gas

Electric

100 amp, 120/208 volt,
 3 phase, 4 wire

Sprinkler

Wet

Office

Build-to-Suit

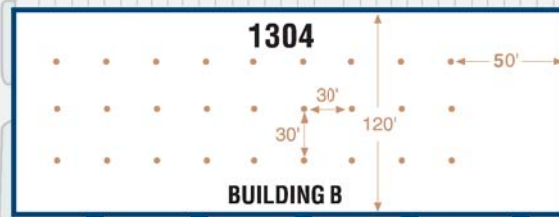
WILLIAM PACA

BUSINESS CENTER

PHILADELPHIA ROAD

CONTINENTAL DRIVE

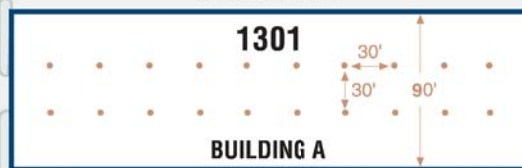
OFFICE / DRIVE IN



BUILDING B
 DOCK

GOVERNOR COURT

DRIVE IN



BUILDING A
 OFFICE

CONTINENTAL DRIVE



9640 Deereco Road
 Timonium, Maryland 21093
 410.666.1000
 www.hillmgt.com