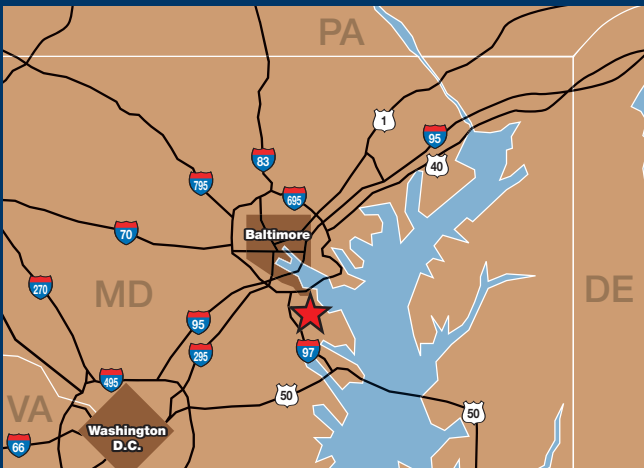


DOVER

C O M M O N S



Located in the Bay Meadow Industrial Park,

*Dover Commons has easy access to I-695,
Route 10, Ritchie Highway & Route 710.*

*This office/warehouse park is ideally located
for firms servicing the Baltimore and
Washington, D.C. markets.*



Standard Features

Location

6730 Dover Road
 Anne Arundel County
 Glen Burnie, Maryland 21060

Construction

Brick & Decorative Block

Loading

Dock and Drive-In

Building Size

66,400 sq. ft.

Heat

Gas

Bay Sizes

3,600 sq. ft.
 5,600 sq. ft.

Electric

200 amp, 120/208 volt,
 3 phase, 4 wire

Lot Size

6.542 acres

Sprinkler

Wet

Zoning

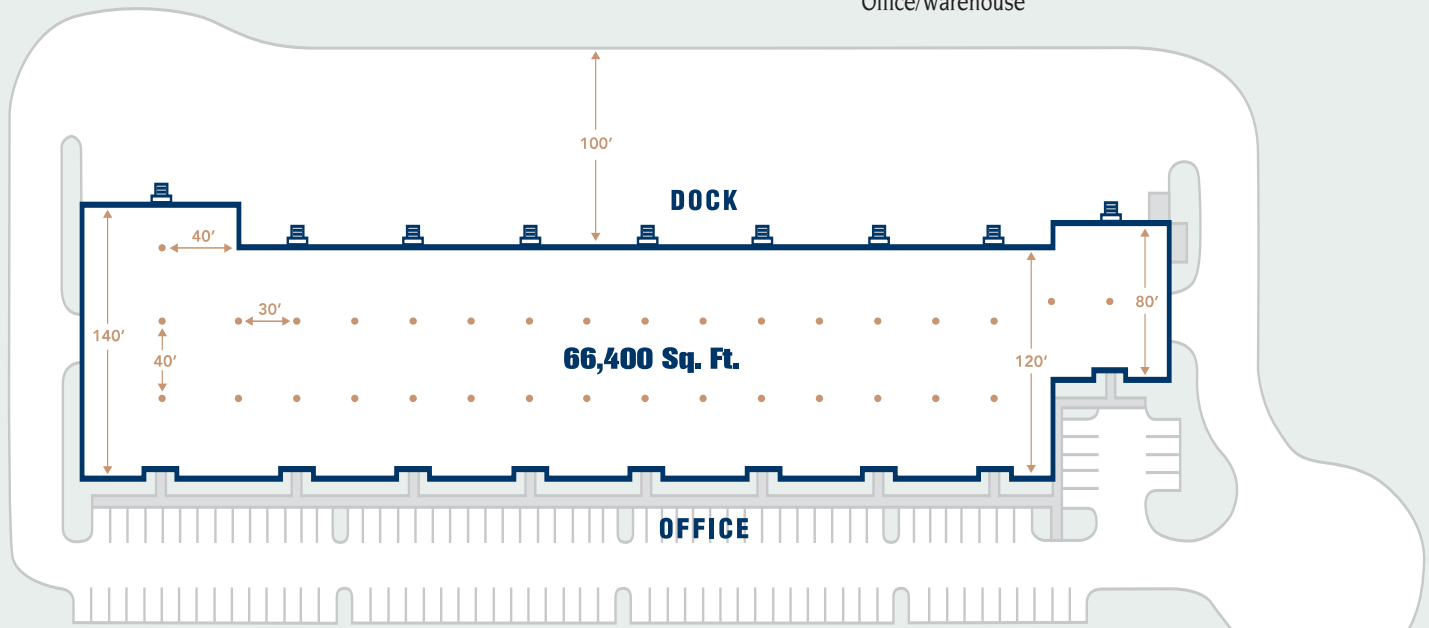
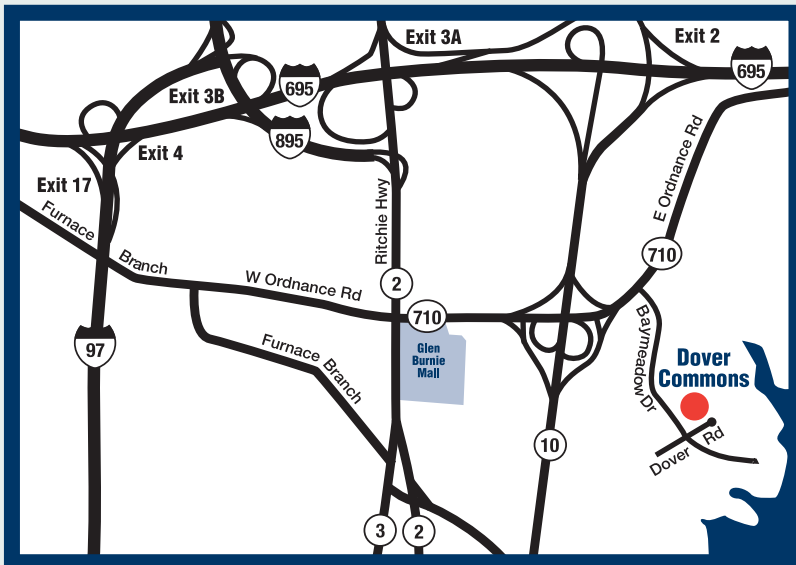
W1

Office

Build-to-Suit

Use

Office/Warehouse



9640 Deereco Road
 Timonium, Maryland 21093
 410.666.1000 • www.hillmgt.com



DOVER ROAD