

BALTIMORE-WASHINGTON

COMMERCE PARK

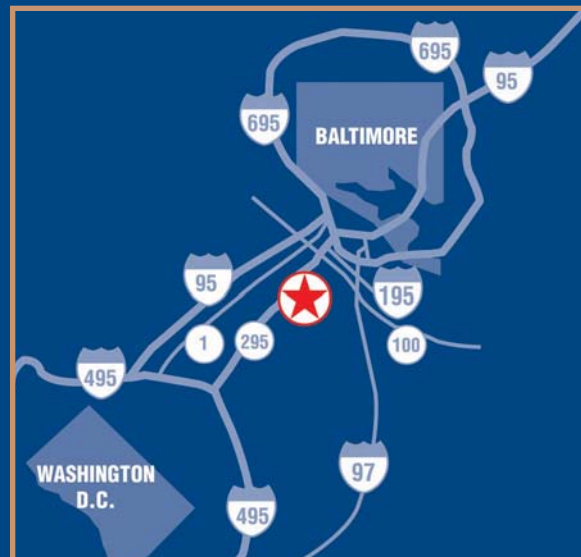


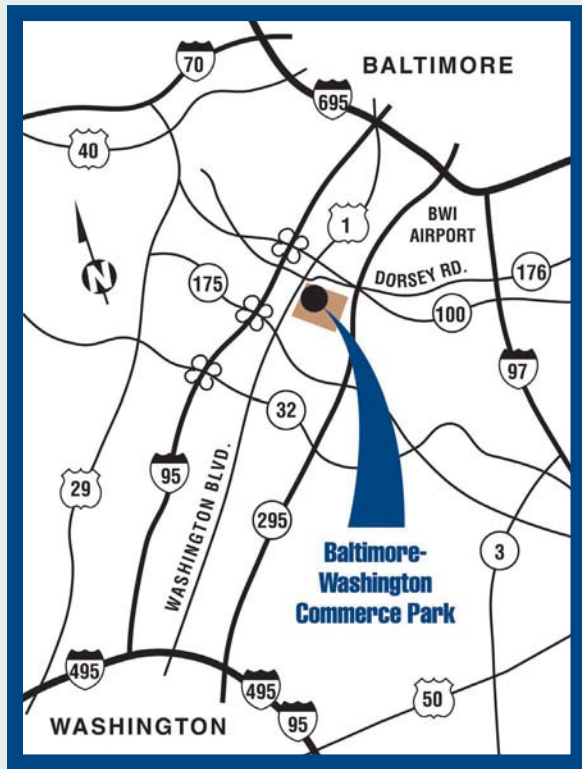
*Strategically located in the center of
the Baltimore/Washington Corridor,*

*the Baltimore-Washington Commerce
Park is the ideal location for office
and warehouse users servicing
these two major market areas.*

*The park's premier location at the
intersection of Routes 1 & 100
provides tenants with immediate*

access to Interstates 95, 495 and 695.





Standard Features

Location

7377 - 7397 Washington Blvd.
Howard County
Jessup, Maryland 21227

Lot Size

23 acres

Heat

Gas

Zoning

M-2

Electric

100 amp, 120/208 volt,
3 phase, 4 wire

Building Sizes

7377-7397: 28,800 sq. ft.
Total Project: 288,000 sq. ft.

Use

Office/Warehouse

Sprinkler

Wet

Bay Sizes

1,800 to 3,600 sq. ft.

Construction

Brick with Metal Mansard

Office

Build-to-Suit

Ceiling Height

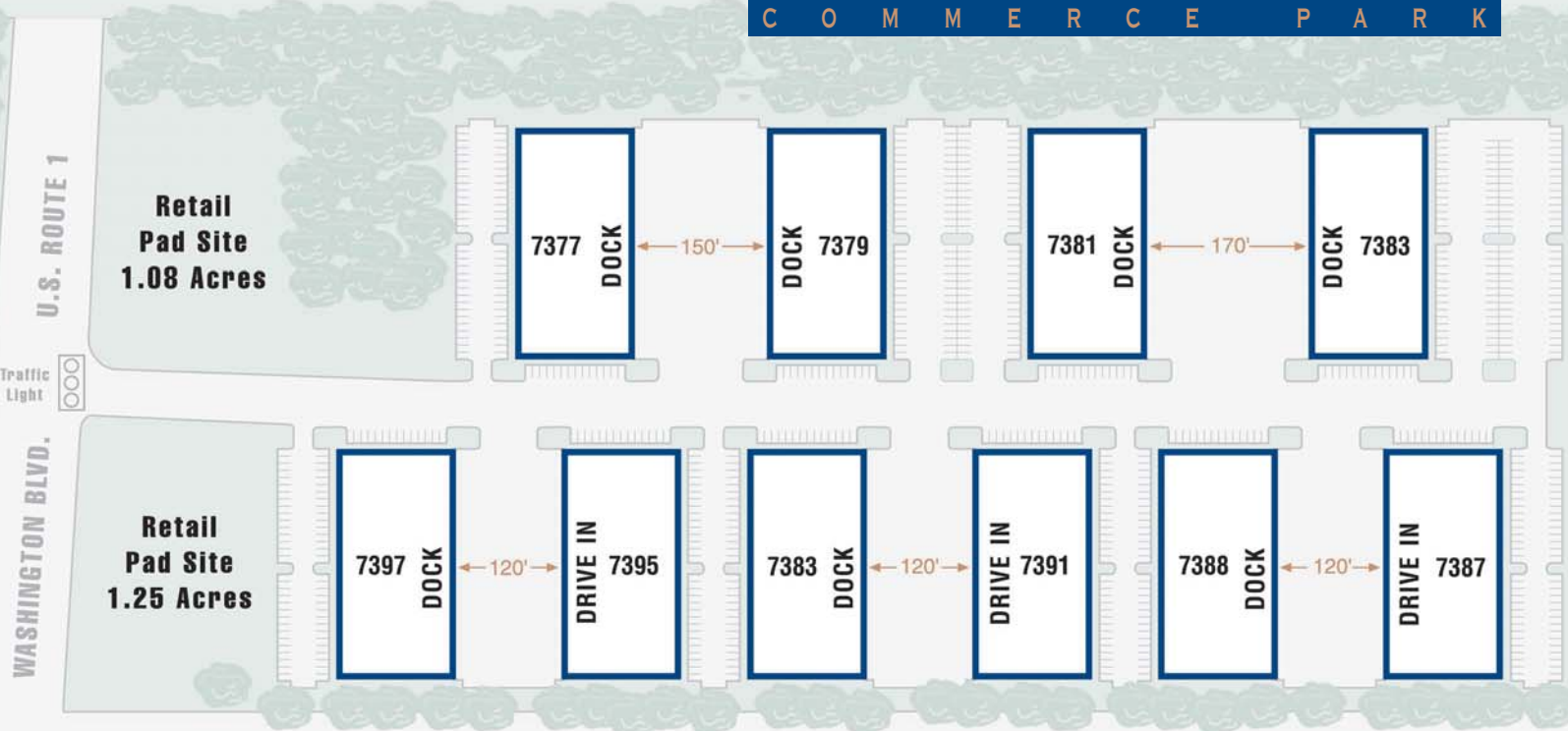
18'6" - 21'

Loading

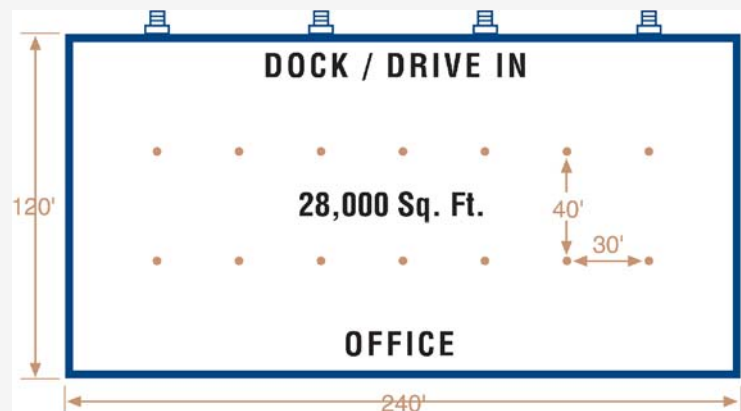
Dock and Drive-In

BALTIMORE-WASHINGTON

C O M M E R C E P A R K



Typical Building Layout



9640 Deereco Road
Timonium, Maryland 21093
410.666.1000 • www.hillmgt.com